



GOVERNMENT OF GOA  
**DIRECTORATE OF HIGHER EDUCATION**  
SCERT Building, Alto-Porvorim-Goa PIN 403 521



**B.Ed. ADMISSION 2026-2027**

**INSTRUCTIONS FOR FILLING ONLINE APPLICATION FORM FOR  
B.Ed. ADMISSION 2026-2027**

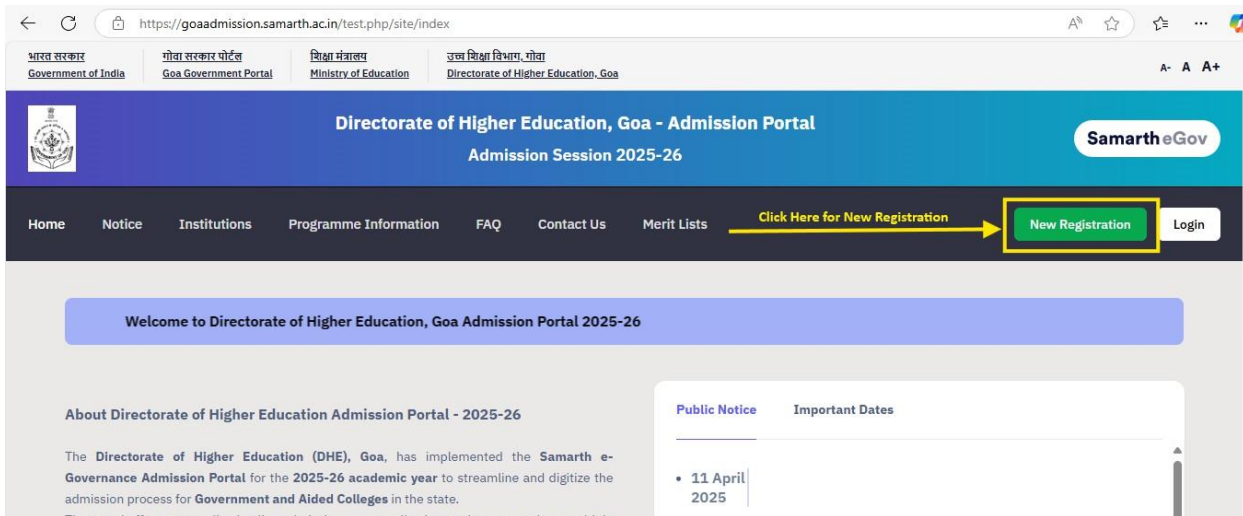
**STUDENT SHOULD READ ALL THE INSTRUCTIONS CAREFULLY BEFORE FILLING THE ONLINE APPLICATION FORM. APPLICATIONS INCOMPLETE IN ANY RESPECT SHALL NOT BE PROCESSED.**

1. For online admission, visit the DHE Goa website <https://goaadmission.samarth.ac.in/>.
2. Student should mandatorily have the following documents in specified format to complete the online application. (**Note: The documents to be uploaded should be in pdf / JPEG / JPG / PNG format with file size 10KB-500KB**)
  - a. Graduation Marksheet
  - b. GU-ART Score/Rank
  - c. Aadhar card/Voter ID/Driver Licence/Passport
  - d. Recent Passport Size Coloured Photograph with WHITE / BLUE / RED background. Same photograph shall be used for student ID CARDS)
  - e. Signature
  - f. Leaving Certificate
  - g. Migration OR Transfer Certificate
3. A **Valid certificate** is mandatory for candidates applying under the reservation category - **SC/ST/OBC/EWS/PH**.
4. **Students currently in final year are also allowed to register.**

The online application for Under-Graduate Admission 2026-27 is a three-step process as follows:

## Step1: New User Registration

1. New User Registration is a one-time registration process. A student shall register himself/herself only once on the admission portal.
2. Student should have a valid email id as well as mobile number to start the one-time registration process. If a student does not have a valid email id, then he/she has to create one before starting with the new user registration.
3. To begin with the registration process, click on '**NEW REGISTRATION**' where student shall enter valid email id, mobile number and other details in the registration form and click on register to Activate the Account.



## Fill up the registration form with the valid details

The screenshot displays the registration form on the portal. On the left, there are 'Important Instructions' which state that details must match the Class XII Board Marksheet, login is via registered email only, and an active email address is required. A red arrow points from this instruction to the email field in the form. The 'Registration Form' section includes the following fields:

- Applicant's Full Name (As per class X/XII Marksheet) \*  
Ashvi Naik ✓
- Applicant's Date of Birth (As per class X/XII Marksheet) \*  
10 ✓ May ✓ 2008 ✓
- Applicant's Email (Please use your own email as this will be used for all official communication) \*  
ashvi@gmail.com ✓
- Re-Enter Applicant's Email Address \*  
ashvi@gmail.com ✓
- Password (Minimum 8 characters) \*  
..... ✓

ashvi@gmail.com ✓

**Password (Minimum 8 characters) \***

..... ✓

**Re-Enter Password \***

..... ✓

**Mobile Number \***

9876543210 ✓

**Re-Enter Mobile Number \***

9876543210 ✓

Captcha Verification (Type the text shown in the image)

**11182**

171182 ✓

\* Click on the text to change

Register

4. On successful registration, the student will immediately receive an OTP on the registered email address or mobile number for verification providing the student’s login credentials for future use. The account should be verified within 15 minutes. It may be possible that the student’s login credentials may be delivered in the email spam box if not in the inbox for the first time.

Info!: Please enter the "Verification Code" sent to your registration details.

**Verify Account**

Please do not refresh this page.  
Time remaining to enter the OTP : 12 min 25 sec

**Reset Password**

Enter the OTP you received on your email As\*\*\*@gmail.com to verify your account.

**OTP received on Mail**

356218 ✓

**Enter the OTP received on the registered Email/Phone No**

Captcha Verification

**7753265**

7753265 ✓

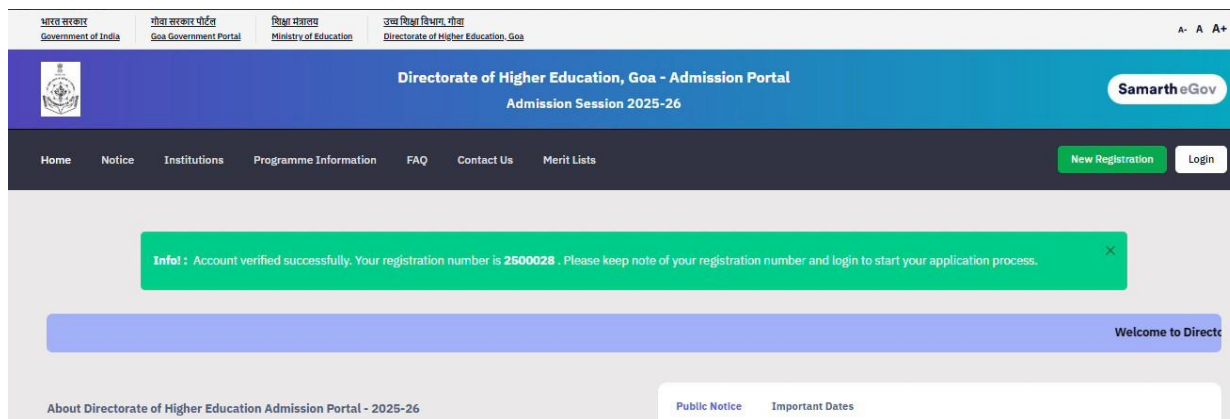
\* Click on the text to change

Submit OTP

Resend OTP

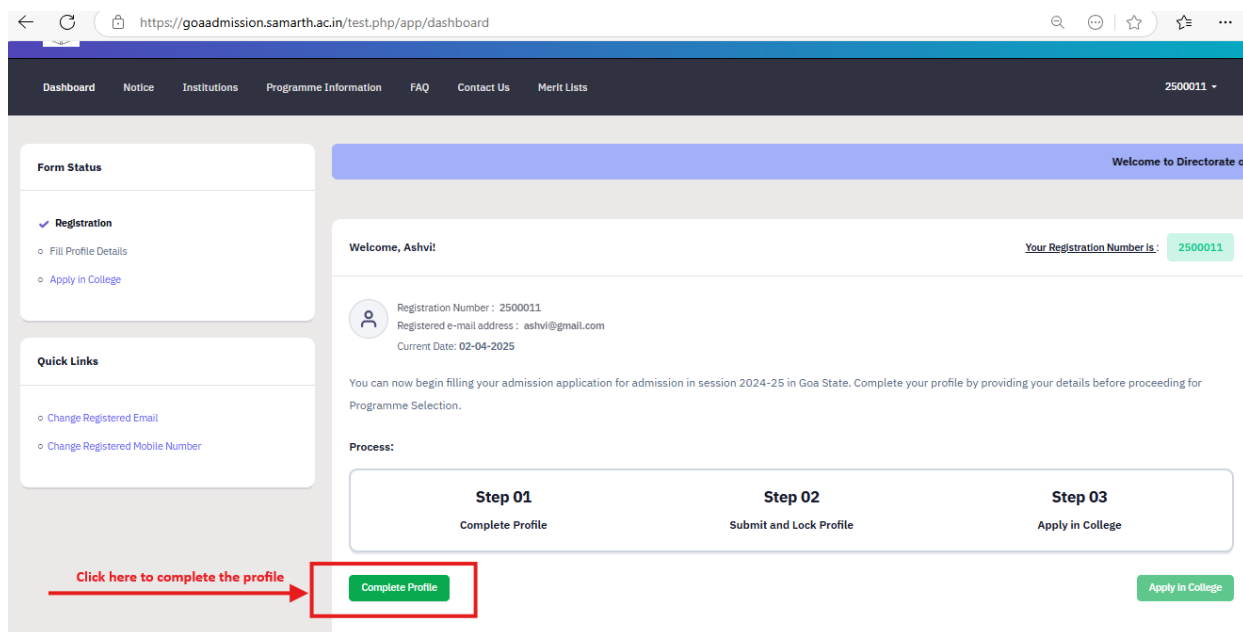
If you don't receive the OTP, check the spam mail before resending OTP

5. After verification, student will be directed to the login page where he/she can login using the credentials and proceed to fill the online application form.



## Step2: Online Application Form

On successful login, student will click on **Dashboard** button followed by **Complete Profile** to complete the student profile where he/she will fill all personal details





Profile Details (1) Other Details (2) Uploads (3)

### Personal Details

Full Name of the Applicant *	Applicant's Gender *
<input type="text" value="Ashvi"/>	<input type="text" value="Female"/>
Marital Status *	
<input type="text" value="Unmarried"/>	
Applicant's Date of Birth *	Age as on April 11, 2025 *
<input type="text" value="1"/> <input type="text" value="May"/> <input type="text" value="2000"/>	<input type="text" value="24 Years 11 Month 10 Days"/>
Social Category *	Sub Category
<input type="text" value="General"/>	<input type="text"/>
Applicant's Registered Email *	Alternate Email
<input type="text" value="ashvi@gmail.com"/>	<input type="text"/>

Registered Mobile Number *	Alternate Mobile Number (Parent's/Guardian's)
<input type="text" value="9921414683"/>	<input type="text"/>
Blood Group	
<input type="text" value="Select"/>	
Are you a citizen of India? *	Religion *
<input type="text" value="No"/>	<input type="text" value="Hinduism"/>
Nationality (Other than Indian)	
<input type="text" value="Antarctica"/>	
ID Proof *	ID Proof No *
<input type="text" value="Voter ID"/>	<input type="text" value="7777777777777777"/>

### Family Details

Mother's Name (As per 12th Marksheet) *	
<input type="text" value="Seema"/>	
Father's Name (As per 12th Marksheet) *	
<input type="text" value="Pravin"/>	
Emergency Contact Number *	Combined Family Income *
<input type="text" value="9876543210"/>	<input type="text" value="Not Applicable"/>

### Other Category/Quota

Person with Benchmark Disabilities (PwBD) Category *	
<input type="text" value="Not Applicable"/>	
Children Widows of Armed Forces Personnel *	Are you an Ex-Service man? *
<input type="text" value="Not Applicable"/>	<input type="text" value="No"/>
Are you a Central Service Personnel? *	Are you dependent of Freedom Fighter? *
<input type="text" value="No"/>	<input type="text" value="No"/>

After entering the correct details click on **save and next** button.

**Address**

Correspondence Address

Address Line 1 \*  ✓

Address Line 2 \*  ✓

Country \*  x ▾

State \*  x ▾

District \*  x ▾

Pincode \*  ✓

Permanent Address  Click if same as correspondence address

Address Line 1 \*  ✓

Address Line 2 \*  ✓

Country \*  x ▾

State \*  x ▾

District \*  x ▾

Pincode \*  ✓

[Click here to proceed to Next Step](#) →

Profile info should be verified by the student before clicking on **Proceed to Next**. In case of any errors found in the personal profile use **Update details** and make changes accordingly and **Save and Next**.

https://goadmission.samarth.ac.in/test.php/personal/preview/personal

**Info!** Your personal details saved successfully.

Profile Details (1) Other Details (2) Uploads (3) Preview (4)

**Profile Details**

PERSONAL DETAILS	
Full Name of the Applicant : ASHVI	Gender : Female
Marital Status: Unmarried	
Date of Birth: 3 May 2000 Age as on: April 11, 2023: 24 Years 11 Month 10 Days	Social Category : General Sub Category : Not Provided
Blood Group: Not Provided	Religion : Hinduism
Nationality >	
Registered Email : ashvi@gmail.com	Registered Mobile Number: 9876543210
Alternate Email : Not Provided	Alternate Mobile : Not Provided
Permanent Address: H, No 123, Near Goa Ground, porvorim, NORTH GOA, Goa -403101, India	Correspondence Address : H, No 123, Near Goa Ground, porvorim, NORTH GOA, Goa -403101, India
ID Proof : Voter ID	ID Proof No : ?????????????????

https://www.india.gov.in



https://goadmission.samarth.ac.in/test.php/personal/form/other

### Other Details

Do you belong Urban/Rural/Semi-Urban/Metropolitan Area? \*

Urban ✓

Do you have Migration Certificate? \*

No ✓

Are you resident of Goa? \*

Yes ✓

LANGUAGE	PROFICIENCY (READING/WRITING/SPEAKING)
Hindi	<input type="checkbox"/> Reading <input type="checkbox"/> Writing <input type="checkbox"/> Speaking
English	<input type="checkbox"/> Reading <input type="checkbox"/> Writing <input type="checkbox"/> Speaking
Konkani	<input checked="" type="checkbox"/> Reading <input type="checkbox"/> Writing <input type="checkbox"/> Speaking
Marathi	<input checked="" type="checkbox"/> Reading <input type="checkbox"/> Writing <input checked="" type="checkbox"/> Speaking

Save and Next

Click on **Proceed to next**. In case of any errors found in the other details use **update details** and make changes accordingly and **Save and Next**.

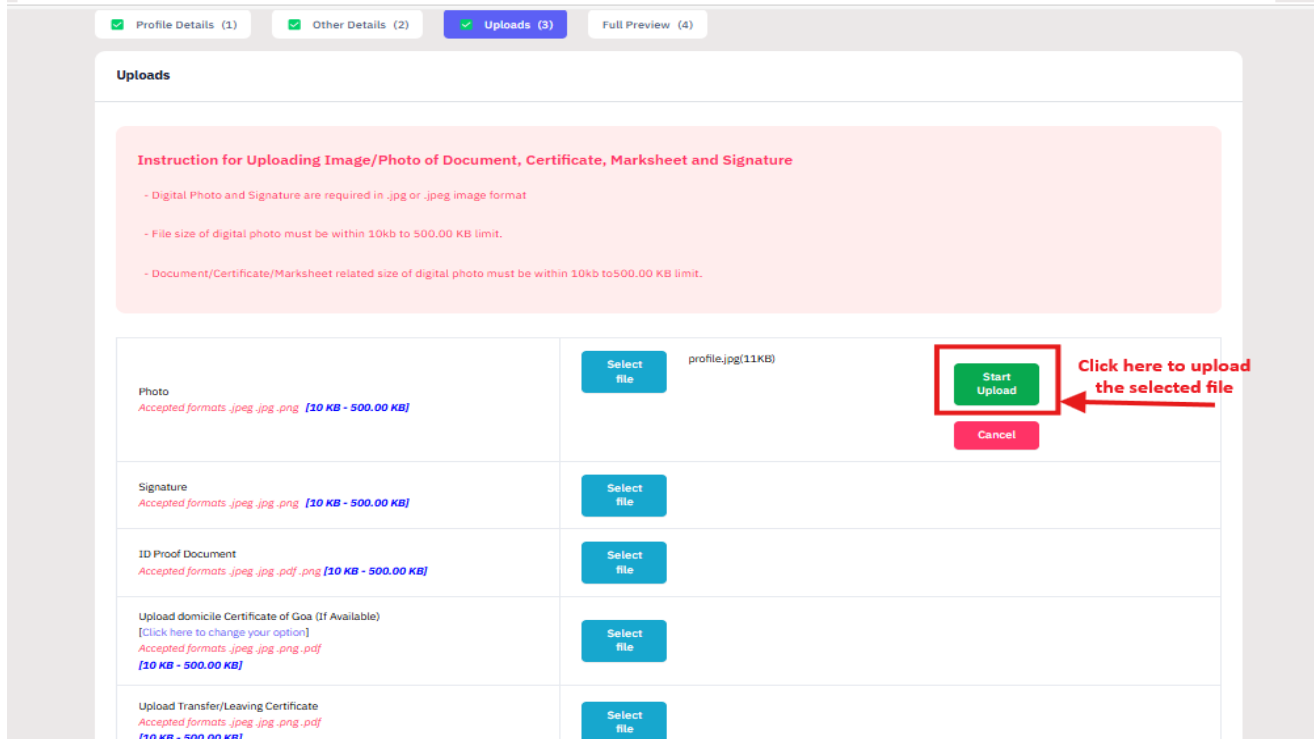
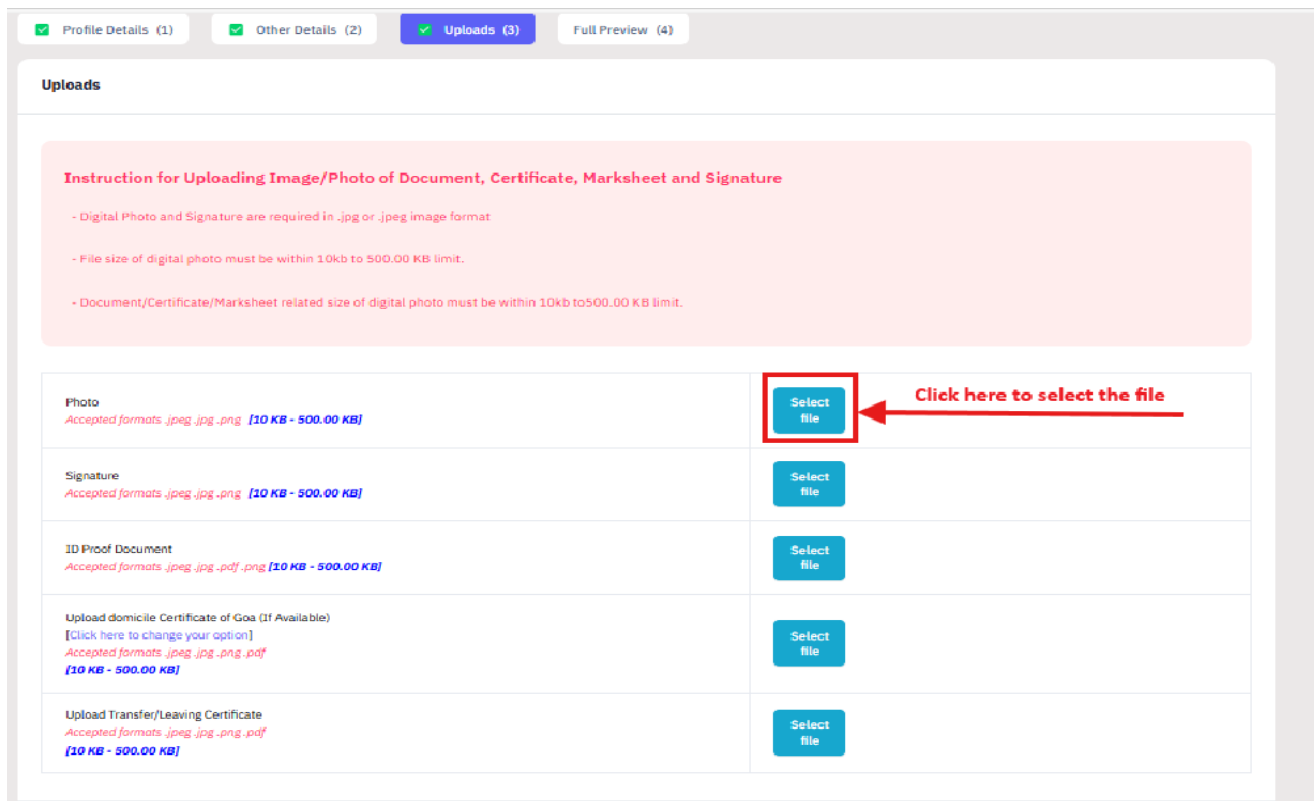
**Info!** : Other Details Saved Successfully

Profile Details (1)
  **Other Details (2)**
 Uploads (3)
  Preview (4)

### Other Details

Do you belong Urban/Rural/Semi-Urban/Metropolitan Area?	Urban
Do you have Migration Certificate?	No
Are you resident of Goa ?	Yes
<b>Language</b>	<b>Proficiency (Reading/Writing/Speaking)</b>
Hindi	NA
English	NA
Konkani	Reading
Marathi	Reading Speaking

3. For Uploads: (Photo, Signature, ID Proof and transfer certificate), click on **Select File** to browse to the respective document of specified size followed by **Start Upload**. The successfully uploaded document will be visible on screen once the uploading is complete




Profile Details (1) Other Details (2) **Uploads (3)** Full Preview (4)





### Uploads

**Instruction for Uploading Image/Photo of Document, Certificate, Marksheet and Signature**

- Digital Photo and Signature are required in .jpg or .jpeg image format
- File size of digital photo must be within 10kb to 500.00 KB limit.
- Document/Certificate/Marksheet related size of digital photo must be within 10kb to 500.00 KB limit.

<p>Photo</p> <p>Accepted formats: .jpeg, .jpg, .png [10 KB - 500.00 KB]</p>	<p>Select file</p>	 <p>Delete</p>
<p>Signature</p> <p>Accepted formats: .jpeg, .jpg, .png [10 KB - 500.00 KB]</p>	<p>Select file</p>	
<p>ID Proof Document</p> <p>Accepted formats: .jpeg, .jpg, .pdf, .png [10 KB - 500.00 KB]</p>	<p>Select file</p>	
<p>Upload domicile Certificate of Goa (If Available)</p> <p>[Click here to change your option]</p>	<p>Select</p>	

Once all documents are uploaded click on the preview for next step

<p>Photo</p> <p>Accepted formats: .jpeg, .jpg, .png [10 KB - 500.00 KB]</p>			
<p>Signature</p> <p>Accepted formats: .jpeg, .jpg, .png [10 KB - 500.00 KB]</p>	<p>Select file</p>	 <p>Delete</p>	
<p>ID Proof Document</p> <p>Accepted formats: .jpeg, .jpg, .pdf, .png [10 KB - 500.00 KB]</p>	<p>Select file</p>	 <p>Aadhaar Card</p> <p>Delete</p>	
<p>Upload domicile Certificate of Goa (If Available)</p> <p>[Click here to change your option]</p> <p>Accepted formats: .jpeg, .jpg, .png, .pdf [10 KB - 500.00 KB]</p>	<p>Select file</p>		
<p>Upload Transfer/Leaving Certificate</p> <p>Accepted formats: .jpeg, .jpg, .png, .pdf [10 KB - 500.00 KB]</p>	<p>Select file</p>	 <p>Delete</p>	

**Once documents are uploaded click on preview**

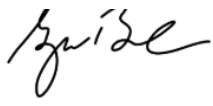
Back to Profile Details **Preview**

# Check for every detail on PREVIEW tab before confirming

Profile Details (1)   Other Details (2)   Uploads (3)   **Preview (4)**

## Profile Details

Edit

PERSONAL DETAILS	
<b>Full Name of the Applicant :</b> ASHVI	<b>Gender :</b> Female
<b>Marital Status:</b> Unmarried	
<b>Date of Birth:</b> 1 May 2000 <b>Age as on:</b> April 11, 2025: 24 Years 11 Month 10 Days	<b>Social Category :</b> General <b>Sub Category :</b> Not Provided
<b>Blood Group:</b> Not Provided	<b>Religion :</b> Hinduism
<b>Nationality :</b> 9	
<b>Registered Email :</b> ashvi@gmail.com	<b>Registered Mobile Number:</b> 9876543210
<b>Alternate Email :</b> Not Provided	<b>Alternate Mobile :</b> Not Provided
<b>Permanent Address:</b> H. No 123, Near Gca Ground, porvorim, NORTH GOA, Goa -403101, India	<b>Correspondence Address :</b> H. No 123, Near Gca Ground, porvorim, NORTH GOA, Goa -403101, India
<b>Signature</b>	
<b>ID Proof Document</b>	<a href="#">View File</a>
<b>Upload domicile Certificate of Goa (If Available)</b>	Not Uploaded
<b>Upload Transfer/Leaving Certificate</b>	<a href="#">View File</a>

## Declaration

This is an important step. Please ensure that you have verified the profile details for correctness. No modification will be allowed after this step.

Click on **"Confirm and Lock"** if you are sure to proceed, else click on **"Cancel"** to go back to the last viewed page.


I do hereby declare that all the statement made in the profile details are true, complete and correct to the best of my knowledge and belief. I am duly aware that in the event of any particulars or information furnished by me is found to be false/incorrect/incomplete or if I am found indulging in some unlawful act at any time during the course period, my candidature is liable to be summarily rejected/cancelled.

Home

Cancel

Confirm and Lock

Before you CONFIRM AND LOCK the profile see to that you check all the details as you won't be allowed to make any changes once the profile is LOCKED

Signature	
ID Proof Document	<a href="#">View File</a>
Upload domicile Certificate of Goa (If Available)	Not Uploaded
Upload Transfer/Leaving Certificate	<a href="#">View File</a>

**Before you CONFIRM AND LOCK the profile see to that you check all the details as you won't be allowed to make any changes once the profile is LOCKED**

**Declaration**

This is an important step. Please ensure that you have verified the profile details for correctness. No modification will be allowed after this step.

Click on "**Confirm and Lock**" if you are sure to proceed, else click on "**Cancel**" to go back to the last viewed page.

I do hereby declare that all the statement made in the profile details are true, complete and correct to the best of my knowledge and belief. I am duly aware that in the event of any particulars or information furnished by me is found to be false/incorrect/incomplete or if i am found indulging in some unlawful act at any time during the course period, my candidature is liable to be summarily rejected/cancelled.

[Home](#)      **Check on the declaration before submitting**      [Cancel](#)      [Confirm and Lock](#)

https://goaadmission.samarth.ac.in/test.php/personal/preview/profile-full-preview

India    गोवा सरकार पोर्टल    शिक्षा मंत्रालय    उच्च शिक्षा विभाग, गोवा  
Goa Government Portal    Ministry of Education    Directorate of Higher Education

Directorate of Higher Education    Samarth

Notice    Institutions    Programme Information    FAQs

25000

Profile Details (1)    Other Details (2)

**Message**

Are you sure you want to submit your profile? **No modification will be allowed after this step.**

[Close](#)    [Confirm and Submit](#)    **Click Here to Submit**

**Profile Details**    [Edit](#)

**PERSONAL DETAILS**

Full Name of the Applicant : ASHVI	Gender : Female
Marital Status: Unmarried	
Date of Birth: 1 May 2000 Age as on: April 11, 2025: 24 Years 11 Month 10 Days	Social Category : General Sub Category : Not Provided
Blood Group: Not Provided	Religion : Hinduism

Upon successful submission of the profile a success alert will appear on the dashboard

The screenshot shows the user's dashboard after successful profile submission. At the top, there is a navigation bar with the logo and name of the Directorate of Higher Education, Goa. Below this is a dark blue header with the text "Directorate of Higher Education, Goa - Admission Portal" and "Admission Session 2025-26". A "Samarth eGov" logo is visible in the top right corner. The main content area features a green notification box at the top stating "Info! : Profile Submitted successfully. You can now apply for programmes." Below this, there is a "Form Status" section on the left with a checklist: "Registration" (checked), "Fill Profile Details" (checked), and "Apply in College" (unavailable). A "Quick Links" section is also present. The central area displays a welcome message "Welcome, Ashvi!" with a "View Profile" button. It shows the user's registration number as 2500011 and provides details such as the registered e-mail address (code4pride@gmail.com) and the current date (03-04-2025). A message states that the profile details have been successfully submitted and that the user can now select a maximum of 5 applications. A green "Apply in College" button is prominently displayed.

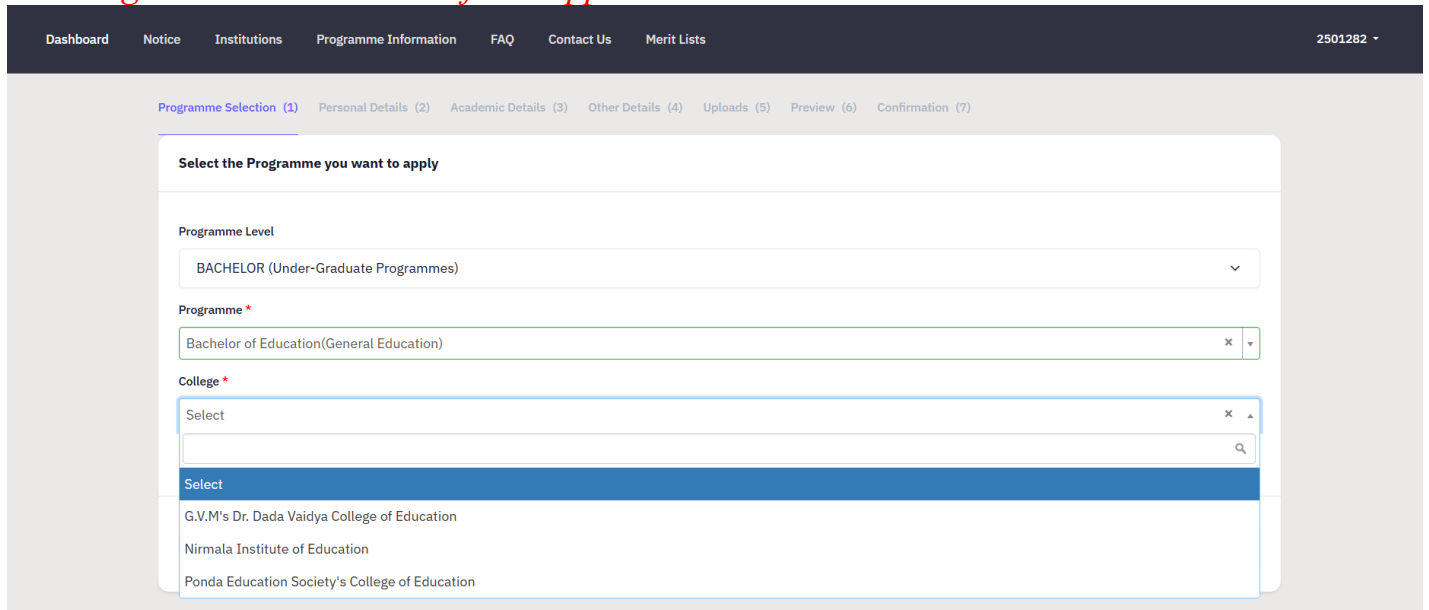
Next step is to submit the application in the colleges student wish to apply

This screenshot is similar to the previous one but highlights the next step. A red rectangular box is drawn around the green "Apply in College" button. A red arrow points from the text "Click Here to Apply in College" to this button. The rest of the dashboard content, including the notification, form status, and user profile information, remains the same.

## Step 1 : Programme Section

Student should select appropriate **program** and the **respective college** for which they wish to seek admission and proceed

*Note : If a student wishes to apply for different colleges, then he/she can do so by using the same login account but with a fresh application.*



Dashboard Notice Institutions Programme Information FAQ Contact Us Merit Lists 2501282 -

Programme Selection (1) Personal Details (2) Academic Details (3) Other Details (4) Uploads (5) Preview (6) Confirmation (7)

Select the Programme you want to apply

Programme Level  
BACHELOR (Under-Graduate Programmes)

Programme \*  
Bachelor of Education(General Education)

College \*  
Select  
G.V.M's Dr. Dada Vaidya College of Education  
Nirmala Institute of Education  
Ponda Education Society's College of Education

After selecting the program and college, student will click on **Proceed** button

## Step 2 : Personal Details.

On this page students will be allowed to just view the personal details and click **Next**

FAMILY DETAILS	
Mother's Name (As per 12th Marksheet) : Seema	Father's Name (As per 12th Marksheet) : Pravin
Emergency Contact Number : 9876543210	
Combined Family Income : Not Applicable	
OTHER CATEGORY/QUOTA	
Person with Benchmark Disabilities (PwBD) Category : Not Applicable	
Children Widows of Armed Forces Personnel : Not Applicable	
Are you an Ex-Service man? : No	
Are you a Central Service Personal? : No	
Are you dependent of Freedom Fighter? : No	

Previous Next

### Step 3 : Academics Details

#### 1. Select Applicable Eligibility criteria and fill the qualifications details

Select Applicable Eligibility Criteria (Read Information Bulletin for Eligibility Criteria)

Applicable Eligibility Criteria \*  Candidate must have valid GU-ART 2025 score

#### Qualification Details - Graduation or Equivalent

Graduation Qualification Status \*

Graduation Year of Final Examination \*

Graduation Subject Combination \*

CHECK Have You Passed Graduation with Honours \*  Yes  No

Graduation Name of the Board/University \*

Graduation Institution/College \*

Graduation Course Name \*

Graduation Division \*

Graduation Percentage [For Candidates whose qualification status is "Appeared / Appearing", average percentage till last examination should be provided (If your mark is in CGPA, please convert to equivalent percentage as per your CGPA score and CGPA Scale)] \*

### Qualification Details - Masters or PostGraduate or Equivalent

Masters Qualification Status	<input type="text" value="Select"/>
Masters Year of Appeared / Appearing final exam	<input type="text" value="Select"/>
Masters Subject Combination	<input type="text"/>
Masters Name of the Board/University	<input type="text" value="Select"/>
Masters Registration Number	<input type="text"/>
Masters Course Name	<input type="text"/>
Masters Specialization Subject	<input type="text"/>
Masters Institute/College	<input type="text"/>
Masters Division	<input type="text"/>
Masters Percentage [For Candidates whose qualification status is "Appeared / Appearing", average percentage till last examination should be provided (If your mark is in CGPA, please convert to equivalent percentage as per your CGPA score and CGPA Scale)]	<input type="text"/>

## In Other Qualifications Details – Add GU-ART exams details and click on Save

### Other Qualification - Details

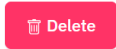
Examination Name *	<input type="text" value="GU-ART"/>	Roll/Registration Number *	<input type="text" value="1234"/>
Subject 1 *	<input type="text" value="English"/>	Subject 1 Rank *	<input type="text" value="34"/>
Subject 2	<input type="text" value="Marathi"/>	Subject 2 Rank	<input type="text" value="55"/>
Examination Appeared Year *	<input type="text" value="2025"/>		

Save

Exam Name	Roll/Registration Number	Subject 1	Subject 1 Rank	Subject 2	Subject 2 Rank	Examination Appeared Year
No Qualification Added						

**GU-ART details will be appeared after clicking on Save Button.**

**Other Qualification - Details**

Exam Name	Roll/Registration Number	Subject 1	Subject 1 Rank	Subject 2	Subject 2 Rank	Examination Appeared Year	Action
GU-ART	1234	English	34	Marathi	55	2025	

On Submitting check if the details entered are correct, if necessary, change the data by clicking on **UPDATE DETAILS** or proceed to **NEXT**



**Qualification Details - Masters or PostGraduate or Equivalent**

Masters Qualification Status	NA
Masters Year of Appeared / Appearing final exam	NA
Masters Name of the Board/University	NA
Masters Subject Combination	NA
Masters Name of the Board/University	NA
Masters Institute/College	NA
Masters Course Name	NA
Masters Division	NA

**Other Qualification - Details**

Exam Name	Roll/Registration Number	Subject 1	Subject 1 Rank	Subject 2	Subject 2 Rank	Examination Appeared Year
GU-ART	1234	English	34	Marathi	55	2025

[Previous](#) [Update](#) [Next](#)

[Previous](#) **Click here to update data**  [Update](#) **Click here for the Next Step**  [Next](#)

## Step 4 : Other details

View the details and Click on NEXT

✓ Programme Selection (1)	✓ Personal Details (2)	✓ Academic Details (3)	✓ Other Details (4)	Uploads (5)	Preview (6)	Confirmation (7)
---------------------------	------------------------	------------------------	---------------------	-------------	-------------	------------------

**Other Details**

Do you belong Urban/Rural/Semi-Urban/Metropolitan Area?	Urban
Do you have Migration Certificate?	No
Are you resident of Goa ?	Yes
Language	Proficiency (Reading/Writing/Speaking)
Hindi	NA
English	NA
Konkani	Reading
Marathi	Reading Speaking

Previous Next

## Step 5 : Uploads

Student need to upload the correct marksheet for the verification, failing to do so will lead into disqualification of the application

Bachelor of Education(General Education)

✓ Programme Selection (1)	✓ Personal Details (2)	✓ Academic Details (3)	✓ Other Details (4)	✓ Uploads (5)	Preview (6)	Confirmation (7)
---------------------------	------------------------	------------------------	---------------------	---------------	-------------	------------------

**Uploads**

**Instruction for Uploading Image/Photo of Document, Certificate, Marksheet and Signature**

- Digital Photo and Signature are required in .jpg or .jpeg image format
- File size of digital photo must be within 10kb to 500.00 KB limit.
- Document/Certificate/Marksheet related size of digital photo must be within 10kb to 500.00 KB limit.

Photo <i>Accepted formats .jpeg .jpg [10 KB - 500.00 KB]</i>	
Signature <i>Accepted formats .jpeg .jpg [10 KB - 500.00 KB]</i>	
ID Proof Document <i>Accepted formats .jpeg .jpg .pdf [10 KB - 500.00 KB]</i>	
Upload domicile Certificate of Goa (If Available) <i>Accepted formats .jpeg .jpg .pdf [10 KB - 500.00 KB]</i>	
Upload Transfer/Leaving Certificate <i>Accepted formats .jpeg .jpg .pdf [10 KB - 500.00 KB]</i>	

GOA University (Graduation) <b>(For candidates whose qualification status is "Appeared / Appearing", all the marksheet till the last examination should be scanned together and uploaded in a single file)</b> <i>Accepted formats .jpeg .jpg .pdf [10 KB - 500.00 KB]</i>	<input type="button" value="Select file"/>
GU-ART: English, Score/Rank: 34 (2025) <i>Accepted formats .jpeg .jpg .pdf [10 KB - 500.00 KB]</i>	<input type="button" value="Select file"/>

[Previous](#)

[Preview](#)

## Step 6 : Preview

Review the entire form before confirming

**Bachelor of Science(B.Sc.)**

Programme Selection (1)
  Personal Details (2)
  Academic Details (3)
  Other Details (4)
  Uploads (5)
  Preview (6)
  Confirmation (7)

Preview



**Directorate of Higher Education, Goa**  
 Admission Session 2025-2026  
 Registration Number: 2500011




**College : 101: DCT'S Dhempe College of Arts and Science**  
**Programme : Bachelor of Science(B.Sc.)**  
**Application Status : NOT SUBMITTED**  
**NOTE: Application with status Not Submitted would not be considered for admission.**


Course(s) Selected:  
 Subject I: COMPUTER SCIENCE  
 Subject II: MATHEMATICS

**PERSONAL DETAILS**

Full Name of the Applicant : ASHVI      Gender : Female

**Form Declaration**

"I do hereby declare that all the statement made in the application are true, complete and correct to the best of my knowledge and belief. I am duly aware that in the event of any particulars or information furnished by me is found to be false/incorrect/incomplete or if i am found indulging in some unlawful act at any time during the course period, my candidature is liable to be summarily rejected/cancelled."Additionally undertaking for students whose results are awaited: "I, having been permitted to be provisionally admitted to University hereby undertake to produce the proof of having successfully qualified in the final qualifying examination with requisite percentage of marks if failing, I shall forthwith vacate the seat and shall have no claim for refund of fees already paid."



[Previous](#)

## Step 7 : Confirming

Student should reverify their entries and read the form declaration and complete the process by clicking the Submit.

Bachelor of Science(B.Sc.)

Programme Selection (1)  Personal Details (2)  Academic Details (3)  Other Details (4)  Uploads (5)  Preview (6)  Confirmation (7)

### Verify Details

Registration No.	2500011
Name	Ashvi
Gender	Female
Category	General
PwD Category	Not Applicable
Programme	Bachelor of Science(B.Sc.)

### VERIFY THE DETAILS BY CLICKING ON THE CHECKBOXES

#### Select all the checkboxes

- My Name is **ASHVI** as per the Xth Marksheet/Certificate.
- My Date of Birth is **1-May-2000** as per the Xth Marksheet/Certificate.
- My Category is **General**. Category changes claims will not be entertained in future
- My Gender is **Female**.
- My Mother name is **Seema**.
- Father's / Guardian's Name **Pravin**.
- My address for correspondence is correct, which is **H. No 123, Near Gca Ground, porvorim, NORTH GOA, Goa -403101, India**
- I have rechecked all the information in the application form and upload fields.
- I have read all the guidelines and other related information about the admission.
- I Agree That, The candidate who has been punished by the court on charges of moral corruption or violence will not be given admission in any course/class. If after admission, he is punished by the court on charges of moral corruption or violence, then his admission will be canceled by the concerned college/university-campus and it will be mandatory to send written information to the university along with facts as soon as possible.
- I Agree That, If any candidate fraudulently takes admission in any class of the university/college, his/her admission can be canceled by the concerned Dean/Principal at any level and it will be mandatory to send the written information to the university as soon as possible.
- I Agree That, If a case is pending against a student in the court and he/she has been released on bail, such student can be considered for admission only if he/she qualifies as per the order of the Hon'ble Court.
- I Agree That, In the event of a student being detained by the police/administration due to criminal activity, the concerned student will be immediately suspended from the college/university campus for the period of detention and his/her admission will be canceled if punished.
- "I do hereby declare that all the statement made in the application are true, complete and correct to the best of my knowledge and belief. I am duly aware that in the event of any particulars or information furnished by me is found to be false/incorrect/incomplete or if i am found indulging in some unlawful act at any time during the course period, my candidature is liable to be summarily rejected/cancelled."Additionally undertaking for students whose results are awaited: "I, having been permitted to be provisionally admitted to University hereby undertake to produce the proof of having successfully qualified in the final qualifying examination with requisite percentage of marks if failing, I shall forthwith vacate the seat and shall have no claim for refund of fees already paid."

[Home](#)

[Click to Submit the Application](#)

[Submit Application](#)

Upon submitting, the student will be shown the application dashboard displaying all the applications created by the student.

The screenshot shows a web browser at the URL <https://goadmission.samarth.ac.in/test.php/app/dashboard>. A green notification bar at the top states: "Info: Your application has been successfully submitted." The dashboard is titled "Welcome to Directorate of Higher Education, Goa Admission Portal 2025-26". The user is identified as "Welcome, Ashvi" with a "View Profile" button. The registration number is 2500011. The user's profile details are: Registration Number: 2500011, Registered e-mail address: code4pride@gmail.com, Current Date: 03-04-2025. A message states: "Your profile details have been successfully submitted. You can now select Maximum upto 5 Applications after satisfying their minimum eligibility criteria." There is an "Apply In College" button. The "Programme Applications" section has tabs for "All", "Completed", and "Pending". A table below shows one application:

FORM NUMBER	PROGRAMME	STATUS	ACTION	RECEIPTS
HEDG2500076	University: DHEG, Directorate of Higher Education, GGA College: 101: DCT'S Dhempe College of Arts and Science Programme: Bachelor of Science(B.Sc)	Application Submitted		Print Form

A red arrow points to the table with the text: "Application list will appear here with the status".

### Programme Choice Selection:

1. Under the tab Programme Choice, student will select the programme and College of his choice by clicking on **Apply Colleges** button
2. A student can apply for different degree programs either in the same college or different college.
3. Subjects will be allocated to the students at the time of admission counseling based on the merit list and availability of the seats.

**For admission related queries contact on the Admission Counselor's numbers given on the DHE website or drop an email at [samarthadmission.goa@gmail.com](mailto:samarthadmission.goa@gmail.com)**

**Note: Candidates are requested not to visit this office for submission of hard copy of the application form**